Multiple District H

As of October 2026 Cumulative

Year	New Clubs	Dropped Clubs	Gain/ Loss Clubs	New Members	Charter Members	Reinstate Members	Transfer Members	Total Member Added	Total Members Dropped	Gain/ Loss Members
2022-2023	13	8	5	984	435	106	29	1,554	1,796	-242
2023-2024	17	10	7	1,036	454	129	48	1,667	1,660	7
2024-2025	24	16	8	906	562	239	61	1,768	1,836	-68
2025-2026	21	16	5	828	481	205	48	1,562	1,629	-67
2026-2027	3	0	3	330	76	58	24	488	220	268
Average	**16**	**10**	**6**	**817**	**402**	**147**	**42**	**1,408**	**1,428**	**-20**

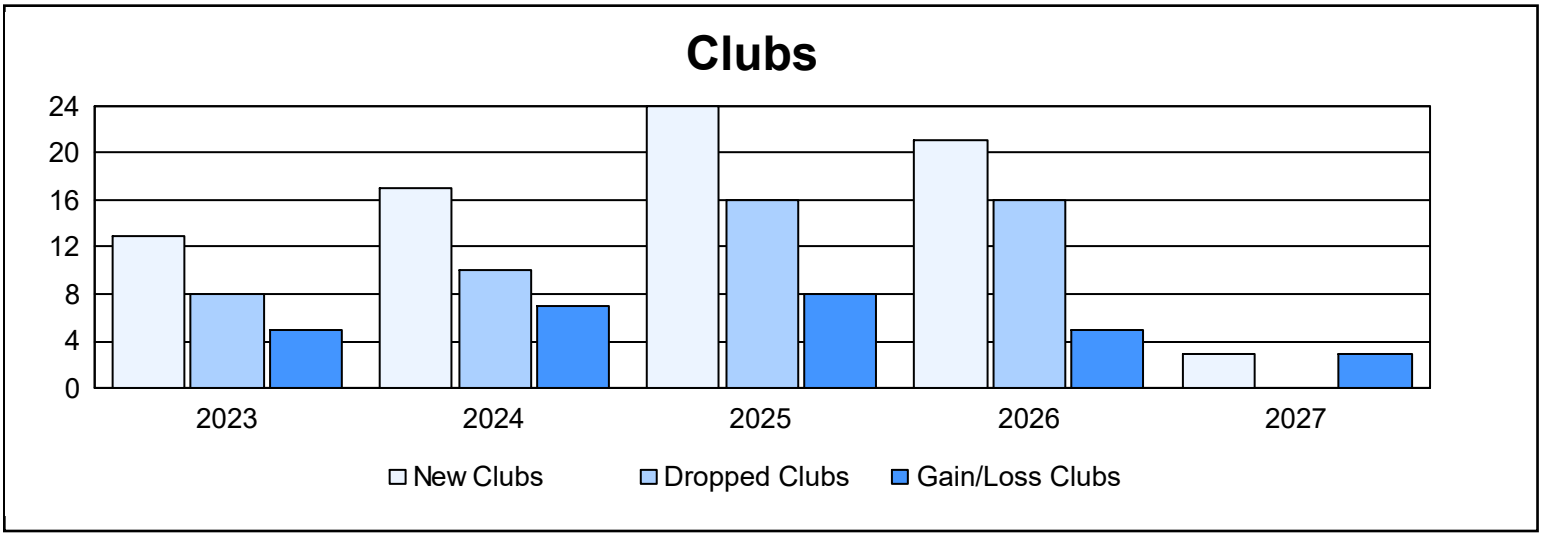

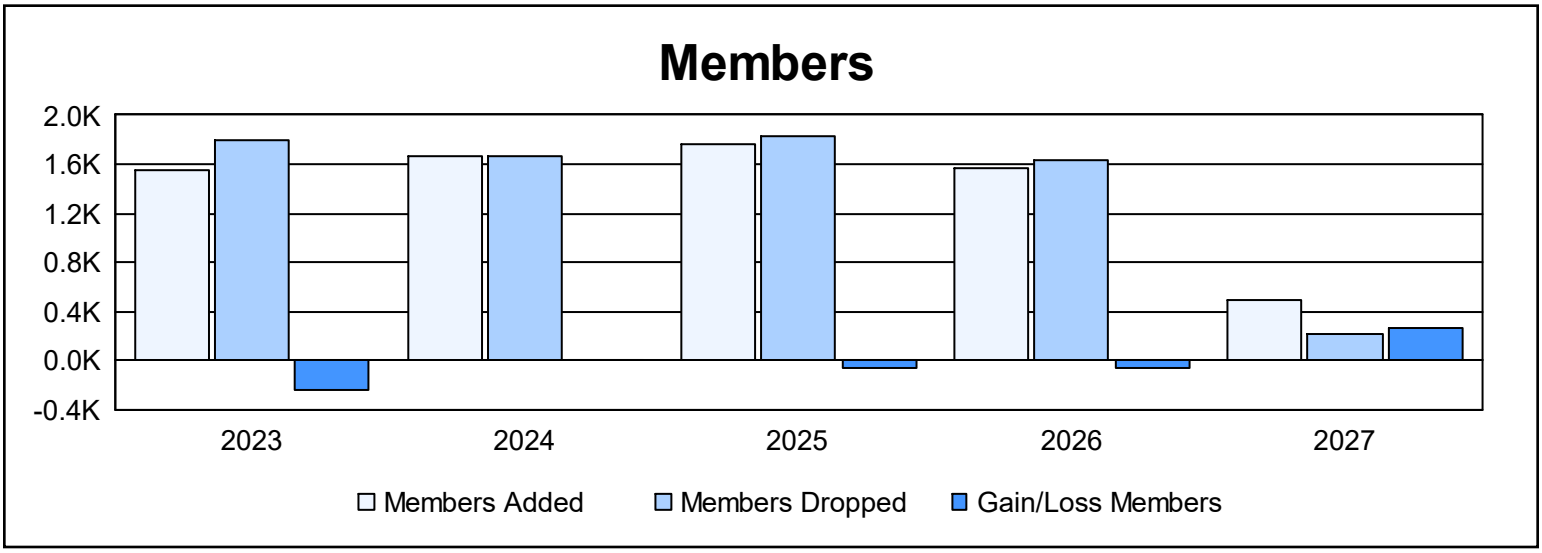

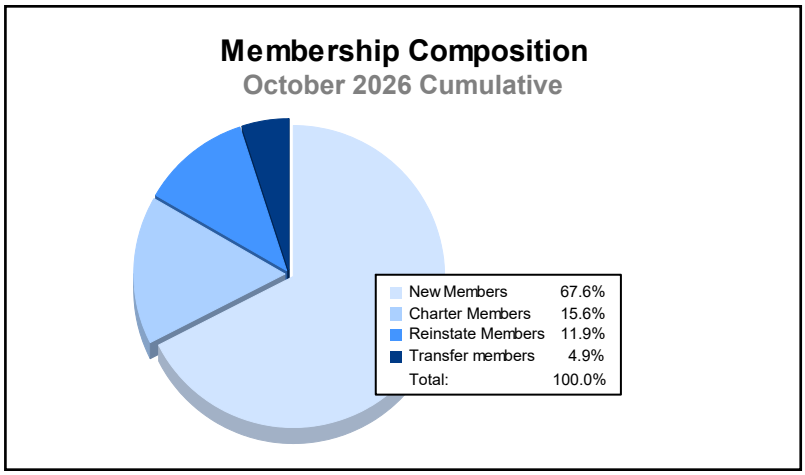
Membership Composition
October 2026 Cumulative
New Members 67.6%
Charter Members 15.6%
Reinstate Members 11.9%
Transfer members 4.9%
Total: 100.0%

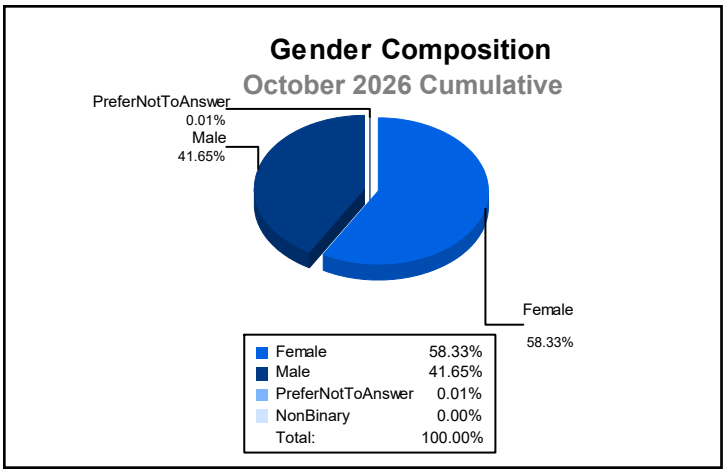
Gender Composition
October 2026 Cumulative
PreferNotToAnswer
0.01%
Male
41.65%
Female
58.33%
Female 58.33%
Male 41.65%
PreferNotToAnswer 0.01%
NonBinary 0.00%
Total: 100.00%